

Henderson Worldwide Income Fund

HFAAX
HFABX
HFACX



March 31, 2011



Portfolio management

Jenna Barnard, CFA and John Pattullo

Fund facts

Investment objective

The Fund seeks to achieve total return through current income and capital appreciation.

Inception date 9/30/03

Min. initial investment \$500

Benchmark 50% ML Global High Yield/
50% ML Global Broad Market Corp Index
(USD-hedged)

Total number of holdings 62

Dividend frequency Monthly

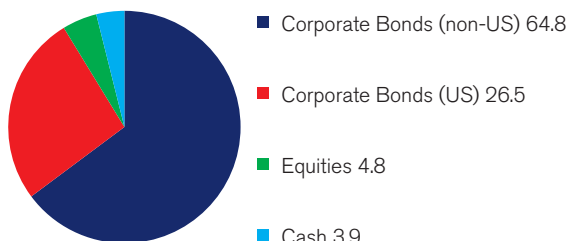
% of holdings in top 10 29.2

Class A expense ratio^(%) 1.30

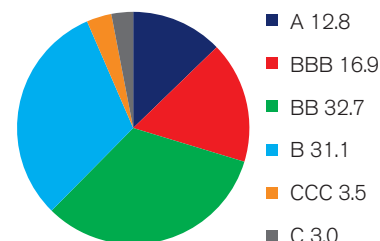
For further information

Please call 1.866.443.6337 or visit our website
at www.hendersonglobalinvestors.com

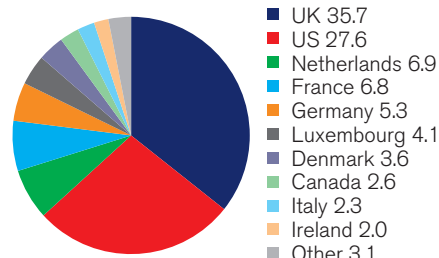
Sector allocation %



Credit quality[†] %



Country allocation^{††} %



Top ten holdings^(††)

Company	Allocation %
ISS Holdings • (Denmark)	3.4
Arran Corp Loans • (Netherlands)	3.3
Service Corp • (US)	3.3
AXA • (France)	3.0
Cablecom Luxembourg • (Luxembourg)	2.8
ITV • (UK)	2.8
Daily Mail + General Trust • (UK)	2.7
Legal + General Group • (UK)	2.7
Iron Mountain • (US)	2.6
Aviva • (UK)	2.6

These are not recommendations to buy or sell any security.

Performance

March 31, 2011	YTD	1 year	3 years	5 years	Since inception ¹	Gross exp. ratio ²
Class A at NAV	2.83 %	7.17 %	3.80 %	3.08 %	5.50 %	1.64 %
w/ sales charge	-	2.07	2.12	2.09	4.81	-
Class B at NAV	2.76	6.36	3.18	2.41	4.75	2.39
w/ sales charge	-	2.36	2.23	2.22	4.75	-
Class C at NAV	2.66	6.39	2.90	2.26	4.67	2.39
w/ sales charge	-	6.39	2.90	2.26	4.67	-
50% ML Global High Yield/50% ML Global Broad Market Corp Index (USD-hedged)	2.23	9.28	10.31	7.58	7.19	-
Lipper Global Income Funds average	1.46	7.13	4.63	5.90	5.64	-
Lipper Global Income Funds ranking ³	-	75/163	90/129	96/105	48/91	-

¹Inception date: 9/30/03

²As stated in the current prospectus

³Lipper Inc. is an independent mutual fund rating service that ranks funds in various fund categories by making comparative calculations using total returns. Lipper returns do not take into effect sales charges. Rankings are for Class A shares only; other share classes may vary.

⁴This ratio is not a guaranteed number and may fluctuate. The class A expense ratio is presented as a percentage of average net assets. The expense ratio is unaudited and is based on annualized fiscal year-to-date results from 1/01/11 to 2/28/11. The ratio may differ from that presented in the Fund's prospectus that is based on the Fund's then most recent previous fiscal year.

Performance data quoted represents past performance and is no guarantee of future results. Current performance may be lower or higher than the performance data quoted. Investment return and principal value will fluctuate so that an investor's shares, when redeemed, may be worth more or less than original cost. For the most recent month-end performance, please call 1.866.443.6337 or visit the Fund's website at www.hendersonglobalinvestors.com. Performance results with sales charges reflect the deduction of the maximum front end sales charge and/or the deduction of the applicable contingent deferred sales charge (CDSC). Class A shares are subject to a maximum front end sales charge of 4.75%. Class B shares are subject to a CDSC, which declines from 5% the first year to 0% at the beginning of the seventh year. Class C shares may be subject to a CDSC of up to 1% on certain redemptions made within 12 months of purchase. Performance presented at NAV which does not include these sales charges would be lower if these charges were reflected. The Fund's annual operating expenses will likely vary from year to year. It is important for you to understand that a decline in the Fund's average net assets during the current fiscal year due to recent market volatility or other factors could cause the Fund's expense ratios for the Fund's current fiscal year to be higher than the expense information presented.

Returns greater than one year are annualized. Index returns provided by Lipper, Inc. Net Asset Value (NAV) is the value of one share of the Fund excluding any sales charge.

[†]Credit quality ratings are primarily sourced from Standard & Poor's (the "S&P") but in the event that S&P has not assigned a rating the Fund will use Moody's or Fitch. If these ratings are in conflict the most conservative rating will be used. If none of the major rating agencies have assigned a rating the Fund will assign a rating of NR (non-rated security). The ratings represent their (S&P, Moody's and Fitch) opinions as to the quality of the securities they rate. Ratings are relative and subjective and are not absolute standards of quality and are measured on a scale that generally ranges from AAA (highest) to D (lowest).

^{††}Country allocations are based on a company's legal domicile rather than the underlying exposure of its business.



Henderson
GLOBAL INVESTORS

Henderson Worldwide Income Fund

HFAAX
HFABX
HFACX



March 31, 2011

Portfolio management

The Worldwide Income Fund is run by Jenna Barnard and John Pattullo.

Ms. Barnard, CFA, Director of Retail Fixed Income, is responsible for UK retail fixed income portfolios investing in investment grade and higher yielding fixed income securities. Ms. Barnard moved to Henderson Global Investors in 2002 and has over 10 years of experience in the industry.

Mr. Pattullo, Head of Retail Fixed Income, is responsible for UK retail fixed income portfolios investing in investment grade and higher yielding fixed income securities at Henderson Global Investors. Mr. Pattullo joined Henderson in 1997 and has over 18 years of experience in the industry.

CUSIP numbers

Class A	425067816
Class B	425067790
Class C	425067782

About the adviser

Founded in 1934, Henderson Global Investors¹ is a dynamic participant in investment markets, providing a wide range of products and services to institutions and individuals around the world. Henderson employs over 960 people located in 16 countries, and manages assets of \$96.4 billion². Skillful investment management, using disciplined investment processes, enables Henderson Global Investors to unlock the potential of global investment opportunities.

¹Henderson Global Investors is the name under which various subsidiaries of Henderson Group plc, a UK limited company, provide investment products and services.

²As of 12/31/10

For further information

Please call 1.866.443.6337 or visit our website at www.hendersonglobalinvestors.com

Why invest in this fund?

- An opportunistic portfolio with exposure to different sectors within the global fixed income universe
- A multi-manager approach that combines bottom-up security selection with a strategic asset allocation process
- An experienced portfolio management team

Henderson. Global presence, local insight.

The top ten holdings, sector allocation and regional allocation are subject to change based on the activity of the Portfolio Managers.

The Merrill Lynch Global High Yield Index (USD-hedged) tracks the performance in US dollars on a hedged basis of Canadian dollar, British sterling, US dollar and Euro denominated developed market below investment grade corporate debt publicly issued in the major US or Eurobond markets. The Merrill Lynch Global Broad Market Corporate Index (USD-hedged) tracks the performance in US dollars on a hedged basis of developed market investment grade corporate debt publicly issued in the major US and Eurobond markets. It is not possible to invest directly in an index or average.

International investing involves certain risks and increased volatility not associated with investing solely in the US. These risks included currency fluctuations, economic or financial instability, lack of timely or reliable financial information or unfavorable political or legal developments. The Fund may invest in securities issued by smaller companies which typically involves greater risk than investing in larger companies. Also, the Fund may invest in limited geographic areas and/or sectors which may result in greater market volatility. In addition, the Fund may invest in derivatives. Derivatives involve special risks different from, and potentially greater than, the risks associated with investing directly in securities and may result in greater losses.

High yield, lower rated bonds involve a greater degree of risk than investment grade bonds in return for higher yield potential. As such, securities rated below investment grade generally entail greater credit, market, issuer and liquidity risk than investment grade securities. Furthermore, the Fund is subject to interest rate risk, which is the risk that the debt securities in the Fund's portfolio will decline in value because of increases in market interest rates. The Fund may borrow money which may adversely affect the return to shareholders of the Fund also known as leverage risk.

The distributor of the Henderson Global Funds is Foreside Fund Services, LLC, which is not an affiliate of Henderson Global Investors.

Not FDIC insured, not bank guaranteed, and may lose money.

Returns included the reinvestment of dividends and capital gains. Performance results reflect expense subsidies and waivers in effect during the periods shown. Absent these waivers, results would have been less favorable for certain periods.

One should consider the investment objectives, risks, fees and expenses of any mutual fund carefully before investing. This and other important information is available in the Fund's prospectus and summary prospectus which are available at www.hendersonglobalinvestors.com, by calling 1.866.443.6337 or by contacting your financial adviser. Please read the prospectus or summary prospectus carefully before investing. (4/11)

HGF-13880-11 WIF-FACT-1Q11

